

- Have breakfast together
- Prepare a meal together
- Create and play a game together
- Go for a walk together
- Exercise together



Weekly Reading Activities (at least 1 per day)



- Read a variety of books together at home. Favourites can be repeated. Hearing the patterns of language in a story will support your child's language development. Listen to your child read and let them discuss what they have read.
  - Predicting – what might happen? What clues have you been given?
  - Questioning – adult asking questions / child asking questions for clarity / build on understanding
- With your child, look in magazines, newspapers and books for the tricky words they are currently learning. They could use a highlighter to highlight in magazines and newspapers.

Weekly Maths Activities (at least 1 per day)



- Watch a Numberblocks clip each day at: <https://www.bbc.co.uk/cbeebies/shows/numberblocks>
- Play some online maths games at: <https://www.topmarks.co.uk/Search.aspx?Subject=16>
- Practise counting up to 20. This can be done through playing hide and seek, singing number songs, chanting, board games etc.
- Write out the digits 0 - 9.
- Practise recognising amounts up to five or up to ten by playing these games. This can be done by reading a dice when playing board games, playing with cards, identifying how many food items on the plate etc.
- Sing Number songs to practice counting, reciting numbers in order, one more, one less using number songs: Five Little Ducks, Five Little Men, Ten Green Bottles

Weekly Phonics/Spelling Activities (at least 1 per day)









- Daily phonics - your child to practice their sounds and blend words. Interactive games found on link below. <https://www.phonicsplay.co.uk/>
- Sing Nursery Rhymes and songs together. Add in actions and change the words. Can children think of different rhyming words to add in? Repeat old favourites and learn new rhymes. You can find an A-Z of some here - <https://allnurseryrhymes.com/>
- Practise reading common exception (tricky) words. This can be done by playing games such as bingo.

Weekly Writing Activities (at least 1 per day)



- Ask your child to draw a picture of the people who live in their house. If they share time across two houses, draw who lives in each house. Can they label their family members using their phonics knowledge? Can they write the names of their family members? They could copy this or use their phonics knowledge.
- Could they write a sentence to describe these family members using their phonics knowledge?

**This project aims to provide opportunities for your child to gain a better understanding of their own family. Learning may focus on what different makeup of families, what traditions your family has, stories linked to your family etc.**

<p>● <b>Let's Wonder:</b> Look at a selection of family photographs and discuss the changes over time.</p> <ul style="list-style-type: none"> <li>○ Show your child a photograph of them as a baby, a 1 year old, a 2 year old. What could they do at that age? What can they do now that they couldn't do then?</li> <li>○ Look at a picture of a family member as a baby (this could be parents, siblings). Discuss how everyone was a baby once.</li> <li>○ Are there any black and white photographs? Why are these photographs black and white? Do they show older family members when they were younger? Talk about how life was different then.</li> </ul> 	<p>● <b>Let's Create:</b> Put on a show or performance - perform a story or song to your family. Plan out costumes, props. Children could make a show program.</p> <p>Make a birthday card for the next family birthday- How old are they going to be? Can they write the numerals to show the correct age? Write a message inside for your family member and sign it with your name.</p> 	<p>● <b>Be Active:</b> <a href="https://www.gonoodle.com/">https://www.gonoodle.com/</a> Go Noodle with the family or have a family workout. Share the one of the dances. Who was the best? Which part did they enjoy? Could you create a video of your own?</p> 
<p>● <b>Time to Talk:</b> What jobs do the people in your family do? Talk to your child about your job and what you do. What would they like to be when they grow up? Can they draw a picture of themselves in the job they would like to do?</p> 	<p>● <b>Reflect:</b> Draw a family tree- How does your family link together? Can your child draw out their family members and link them together using lines?</p> 	<p>● <b>Understanding Others and Appreciating Differences:</b> Listen to each person's favourite song and make up a dance to match. Do you like the same music? What is your favourite song?</p> 

**Additional learning resources parents may wish to engage with...**

<https://classroomsecrets.co.uk/free-home-learning-packs/>  
- These packs are split into different year groups and include activities linked to reading, writing, maths and practical ideas you can do around the home.

<https://www.bbc.co.uk/teach/supermovers>  
Active learning videos for KS1 and KS2. Cover a wide range of topics.